
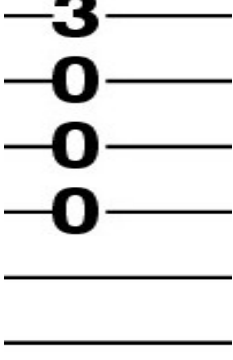




'Guitar Memory Game' Template (Beginners level)

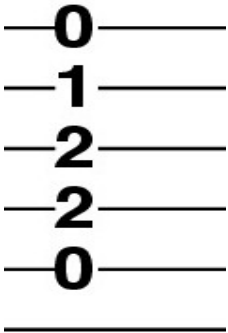



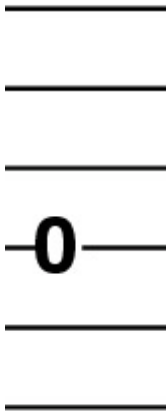
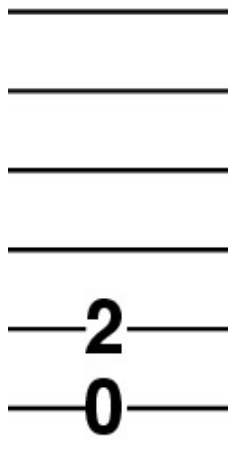
<http://www.tomhunt.co.uk> (c) 2015



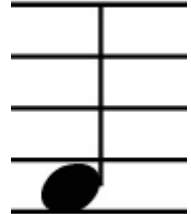



	D MAJOR CHORD		G MAJOR CHORD
	C MAJOR CHORD		E MINOR CHORD

Cut out these 3 pages of cards to produce a guitarist's version of the classic 'Memory' Game.

The cards are laid face down in a random order and the student must find each corresponding pair.

However, they can only flip over two cards at a time and must rely on their memory and musical knowledge to find them all.

	<p>A MINOR CHORD</p>		<p>A MAJOR CHORD</p>
	<p>THE E STRING</p>		<p>THE B STRING</p>
	<p>THE D STRING</p>		<p>E5 (POWER CHORD)</p>

	<p>A5 (POWER CHORD)</p>		<p>QUAVER (8TH NOTES)</p>
	<p>CROTCHET (QUARTER NOTE)</p>		<p>MINIM (HALF NOTE)</p>
	<p>CROTCHET REST (QUARTER NOTE REST)</p>		<p>3RD FRET ON THE D STRING</p>